

Sacrificial Anode Shield

For pool and spa

Main Features

1. Easy installation design by adding inline to existing 63mm/2" piping system
2. Excellent electric shock prevention in fiberglass pools
3. 4 Bar working pressure
4. Long life pure zinc alloy anode
5. 1m 8 AWG solid copper wire and transparent lid for inspection



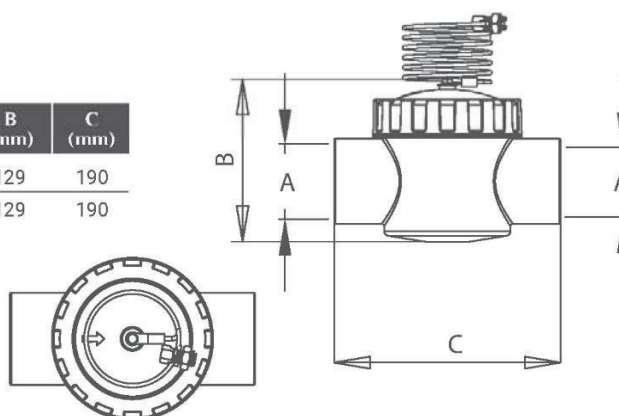
PREVENT ELECTROLYTIC CORROSION OF POOL METAL

A zinc sacrificial anode provides a shield that protects bathers from the risk of electric shock, especially in fiberglass pools that lack metal bonding.

Equally, when saltwater chlorinator disinfection systems are used, it prevents electrolytic corrosion of metal pool parts such as stainless steel ladders, heat pump, heat exchangers, UV-C stainless steel casing, stainless steel lighting niches, and face rings, aluminum pump motor housings, and salt chlorinator titanium cell plates.

Product Information

Code	Model	Housing Material	Connection	A (mm)	B (mm)	C (mm)
91602701	DF50-1(E)	ABS & PVC	63mm	Φ63	129	190
91602702	DF50-1(A)	ABS & PVC	2"	Φ60	129	190

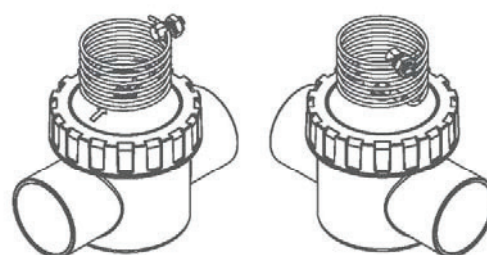


How it works

1. Sacrificial Anode Shield is designed to prevent other metals from eroding. This inline zinc anode is already secured in a PVC TEE ready for installation.
2. Once installed, the sacrificial anode will be consumed, instead of erosion/corrosion to other metal components surrounding the pool such as aluminum, stainless steel, cast iron, copper, and titanium.
3. The Sacrificial Anode Shield is tied into the pool bonding wire to protect the entire pool.
4. The anode should be replaced after half of it has been eroded, typically in about three years.

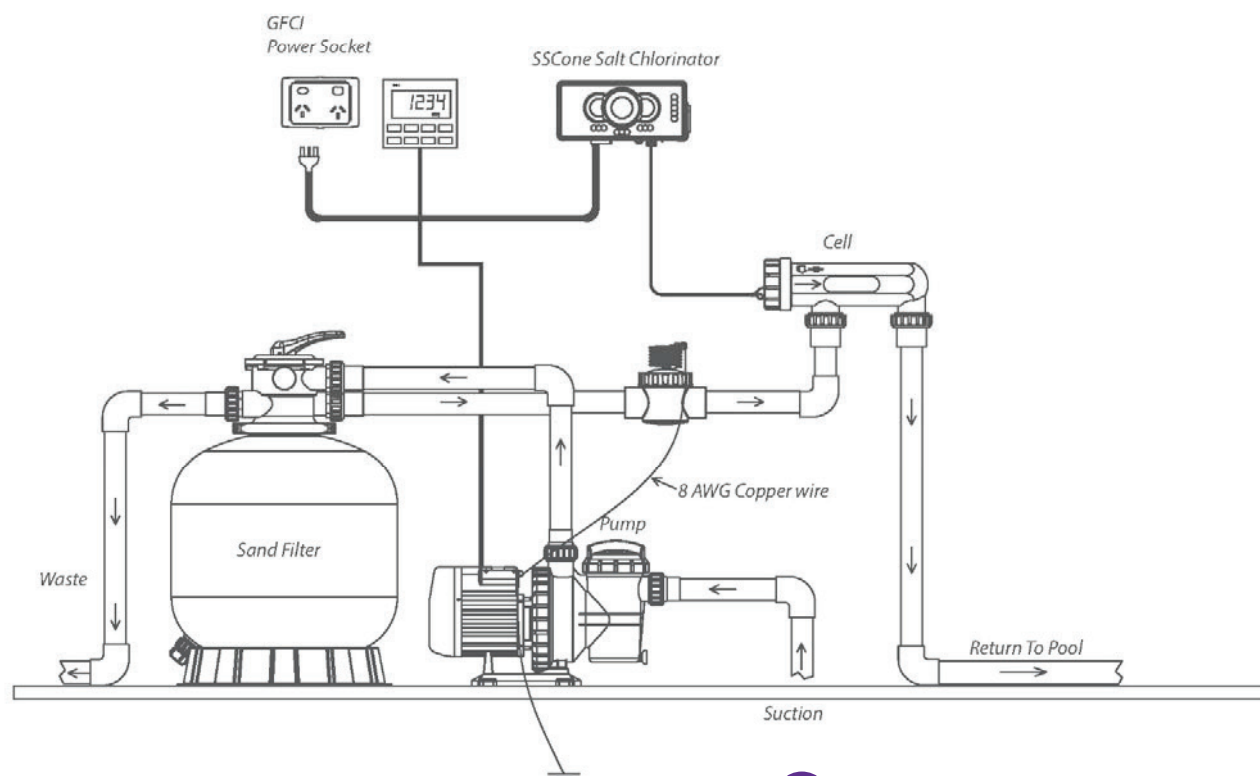
How to install

1. Cut pipe to size of the "TEE" shape shield
2. Glue "TEE" into pipe
3. Connect Copper wire to existing pump ground using split connector



Typical installation and location

The best location for installation of the shield is in the water pipe after the filter and before a pool heater, that would put it before the salt cell. Without a heater, the shield should be put after the filter and before the cell.



HEAD OFFICE
40/2 Moo.14 Kingkaew Rd, Rachatheva,
Bangplee, Samutprakarn, 10540 Thailand
Tel 0-2738-5088-98
Fax 0-2738-5299
Email projects@poolspa.co.th
sales@poolspa.co.th

โรงงานและสำนักงานไทย
40/2 หมู่ 14 ถนนกิ่งแก้ว ตำบลราชาเทวะ
อำเภอบางพลี จังหวัดสมุทรปราการ 10540
โทร 0-2738-5088-99
แฟกซ์ 0-2738-5299
อีเมล projects@poolspa.co.th
sales@poolspa.co.th



poolspa
poolspa
poolspa