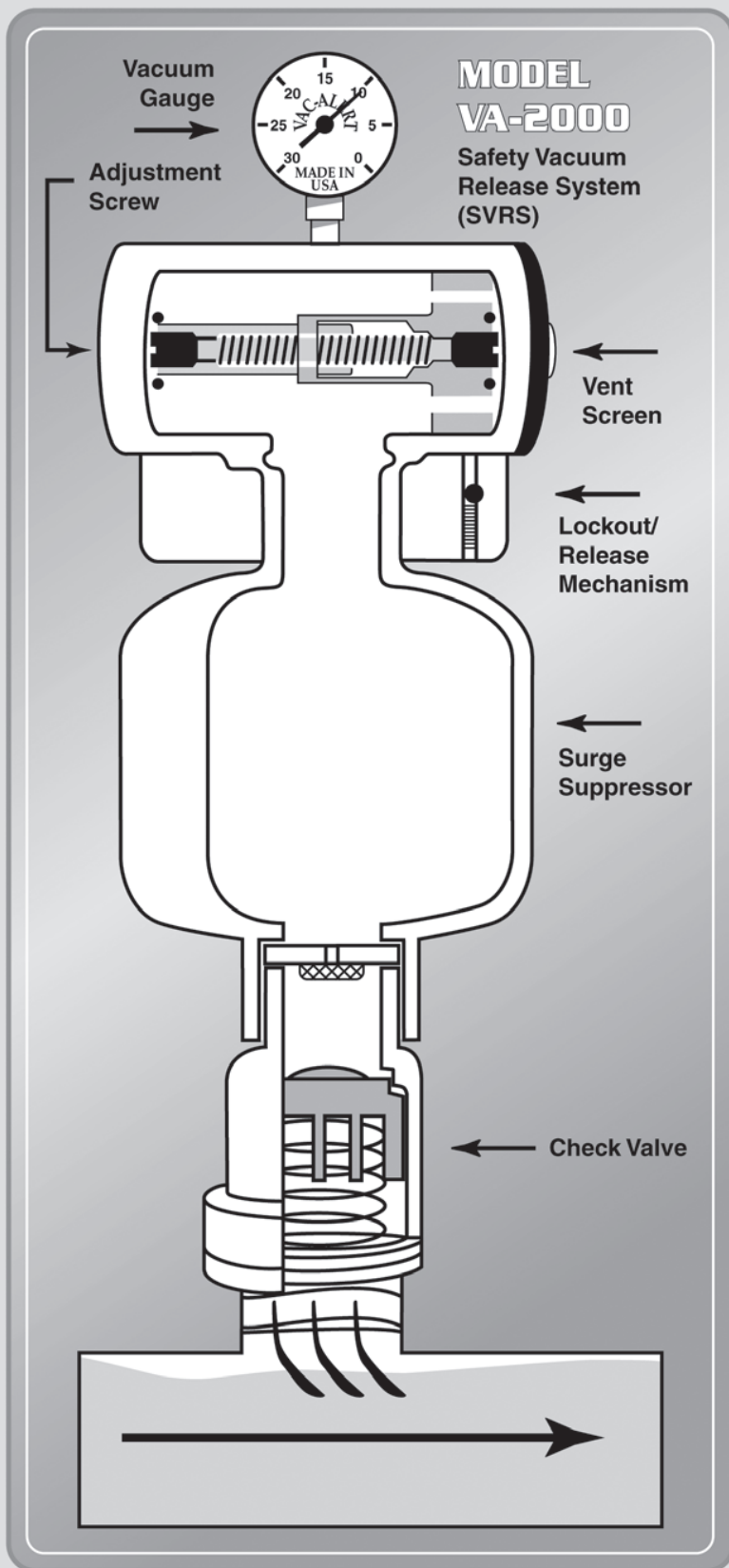


SAFETY VACUUM RELEASE SYSTEM

SVRS



MANUFACTURED BY
VAC-ALERT™ INDUSTRIES, LLC
VERO BEACH, FLORIDA
www.vac-alert.com

Vac-Alert™ Model VA-2000 SVRS Unit Reacts In Less Than A Second To Quickly Release Dangerous Pump Suction Vacuum.

A Totally Mechanical, Non-Electric Safety System, The VA-2000 SVRS Is Easy To Install, Adjust And Test.

Vac-Alert's Fail Safe Design Is Manufactured With Only Engineered Plastics And Type 316 Stainless Steel For Long-Life And Reliable Service.

The VA-2000 SVRS Provides A Critical Layer Of Protection Against Body Or Limb Drain Suction Entrapment.

Tests Conducted By Independent, Third Party Laboratory Demonstrate That Vac-Alert's Model VA-2000 Meets Or Exceeds The Performance Requirements Of ASME/ANSI A112.19.17 – Manufactured Safety Vacuum Release Systems.

The VA-2000 SVRS Is Backed By A 3-Year Limited Manufacturer's Warranty.

FOR SALES AND SERVICE CONTACT:

VAC-ALERT™ SAFETY VACUUM RELEASE SYSTEM (SVRS)

PLUMBING AND INSTALLATION DIAGRAMS

Figure 1 One (1) Pump
One (1) Main Drain Line

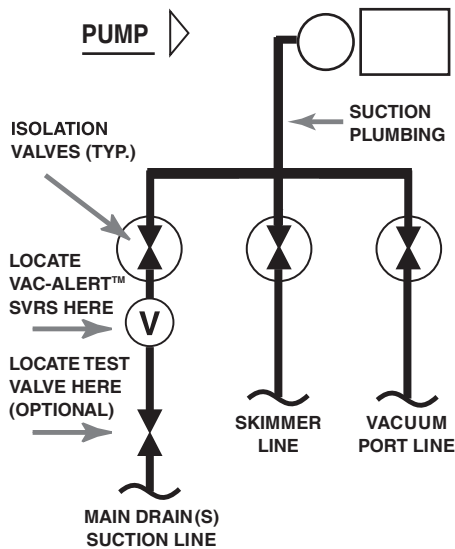
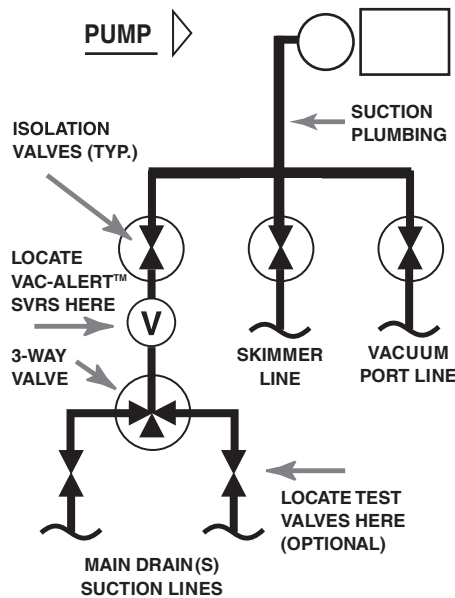


Figure 2 One (1) Pump
Two (2) Main Drain Lines



A: Always Locate The Vac-Alert™ SVRS On The Main Drain Suction Line. SVRS Unit Must Be Mounted In The Vertical Position.

B: Use A Fast-Acting, Full-Flow, Full-Port, 2-Way Valve, Ball Valve Or Butterfly Valve As A Test Valve. A Test Valve Is An Optional Alternative To A Pole-Mounted Test Mat. Each Vac-Alert™ SVRS Unit Must Be Tested Three (3) Times To Insure Proper Adjustment And Operation.

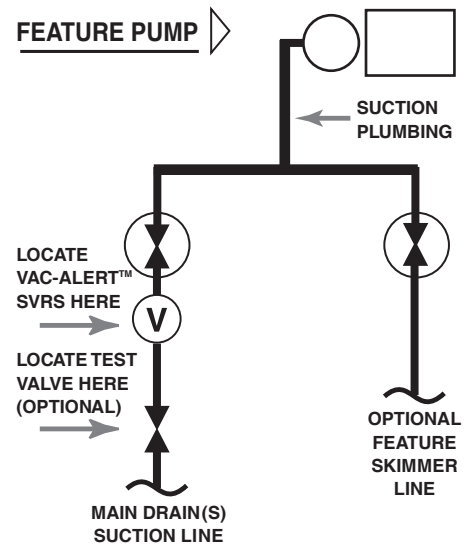
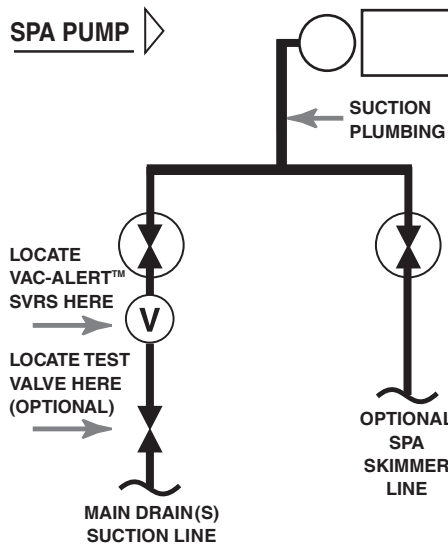
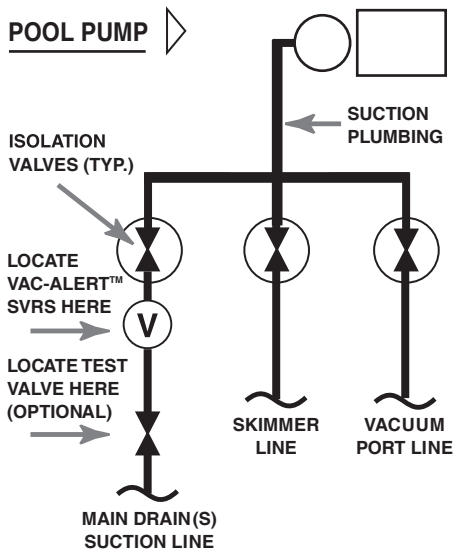
C: For Multiple Pump Systems, One (1) Vac-Alert™ SVRS Unit Is Required For Each Pump Plumbed To A Dedicated Main Drain Suction Line.

D: The Vac-Alert™ SVRS Unit Is Rated For Suction Vacuum Levels Up To 15 Inches Of Hg (mercury). For Vacuum Levels Above 15 Inches Of Hg, Reduce The Return Flow To Produce A Running Vacuum Less Than 15 Inches Of Hg, Or Call Vac-Alert™ For Further Instruction.

E: Do Not Install A Check Valve In A Main Drain(s) Suction Line Between The Vac-Alert™ SVRS And The Main Drain(s).

F: A Vac-Alert™ SVRS Unit May Also Be Used In A Vacuum Port Line To Protect Against Body Or Limb Entrapment.

Figure 3 Multiple Pumps
Multiple Main Drain Lines



FLOW THRU SCHEDULE 40 PVC PIPE

VELOCITY - FEET PER SECOND

PIPE SIZE	6 FPS	7 FPS	8 FPS	9 FPS	10 FPS
1"	16 GPM	18 GPM	21 GPM	23 GPM	26 GPM
1.5"	37 GPM	43 GPM	50 GPM	56 GPM	62 GPM
2"	62 GPM	72 GPM	82 GPM	92 GPM	103 GPM
2.5"	88 GPM	102 GPM	117 GPM	131 GPM	146 GPM
3"	136 GPM	159 GPM	181 GPM	203 GPM	227 GPM



HEAD OFFICE
40/2 Moo.14 KingKaew Rd, Rachatheva,
Bangplee, Samutprakarn, 10540 Thailand
Tel 0-2738-5088-98
Fax 0-2738-5299
Email projects@poolspa.co.th
sales@poolspa.co.th

โชว์รูมและสำนักงานใหญ่
40/2 หมู่ 14 ถนนกิ่งแก้ว ตำบลราชาเทวะ-
อำเภอบางพลี จังหวัดสมุทรปราการ 10540
โทร 0-2738-5088-99
แฟกซ์ 0-2738-5299
อีเมล projects@poolspa.co.th
sales@poolspa.co.th



www.poolspa.co.th



@poolspa

facebook

instagram

youtube

poolspathailand