


# BADU<sup>®</sup> SWIM JET

## Planning Guide



Choosing the  
Ideal Badu System,  
Location, and Options  
for your Pool.



BaduJet Imperial  
BaduJet Inspiration  
BaduJet super-sport //  
BaduStream //

*The World Leader in  
SwimJet Systems*

**SPECK** X  
pumps



## Badu® Swimjet Systems

Speck Pumps is a leading international manufacturer of high-quality pumps and swimjets for residential and commercial applications. In fact, **95% of all SwimJet Systems installed in the U.S. are made by Speck Pumps** - proof that our SwimJet products are the best. Since 1909, the Speck Pumps brand has stood for innovative engineering and superior products.

Speck offers a wide variety of BADU SwimJet System designs which can be installed in any type or size of new or existing pools, even above ground.

A BADU SwimJet System will instantly transform your pool and give you multiple options for aquatic exercise, therapy, massage and just plain fun. Our systems can be used for swimming, jogging, walking in place, massage, boogie boarding and more.

## How They Work

BADU Swimjet Systems create a current by pushing water through jet nozzles that are mounted in an underwater housing in the pool wall or in a housing installed over the wall. The jets create an immediate burst of water with an initial flow rate of up to 400 gallons per minute near the pool wall. This pushes the body of water in front of it which in turn creates a current of up to 5,700 gallons per minute measured between 4 and 6 feet from the pool wall, we call this the "sweet spot."

The jet nozzles can be adjusted to change the depth and width of the current to suit the individual swimmer's needs.

**Use this Planning Guide to choose the ideal BADU Swimjet System for you. If you have any questions, be sure to ask your pool builder or call us directly at 800-223-8538.**

## Before You Choose ...

A swimming pool can be a large and costly project and it will likely be there for decades. Therefore, there are several very important topics to consider before proceeding.

- **What will you be using the pool for?**

This may sound basic but there is a lot to consider with today's swimming pools. Will your main use be exercising, entertaining, family time, relaxing? Will you be using the pool in cooler conditions? Answer these questions before contacting a professional and you will end up with a better experience.

- **How much physical space do you have to devote to entire project?**

Remember that decking, and landscaping can often take up as much space and budget as the pool itself. By installing a swimjet system you can often reduce the size of the pool you were planning while also adding more options for less money than you would pay for a larger pool with fewer options.

- **What is your budget?**

- **What type of pools are you considering?**

Typically, pools are available in three categories, gunite, fiberglass and vinyl liner. Each of these types of pools have their own advantages and vary widely in cost depending on the geographic area you live in. For instance, you may be able to install one type of pool with a swimjet system for the same cost as another type of pool without one. This is one of the great advantages of Badu Swimjet Systems, they can be installed in any type of pool, which can save you money.



## Builder Specifications

- Badu Swimjet Systems require a clear **unobstructed** area within the swimming pool that is 8 ft wide x 15 ft long x 3 ft deep to work effectively. This “swimming envelope” allows enough length for a swimmer to comfortably drift back and swim against stream.
- All swimjets should be installed within 30 feet of the pump with 4” pipe and minimal fittings for optimum performance. If distance to the pump is more than 30 feet, 6” pipe should be used for the entire length of plumbing. Contact Speck Pumps for installations over 30 feet.
- DO NOT locate the swimjet housing in seating areas or on the back rests for such seating areas.
- The center of the jet nozzle(s) should be installed 12” below the water level. If the swimjet is installed either too shallow or too deep, performance will be lost.



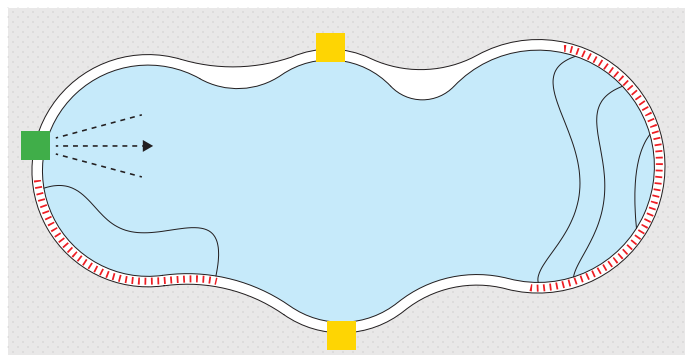
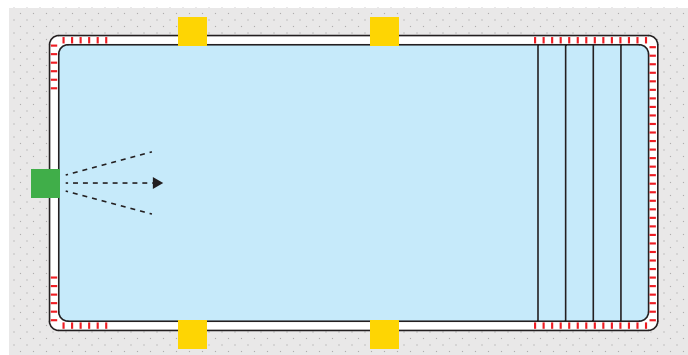
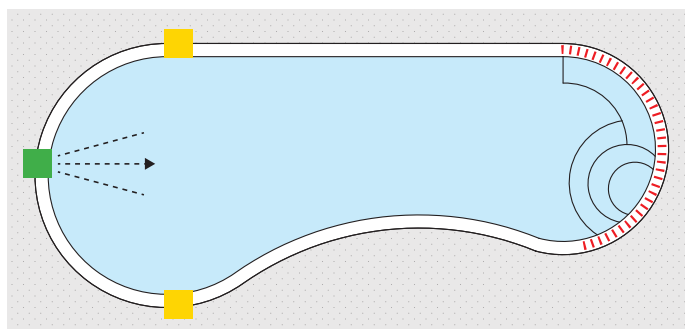
*Note: All BADU SwimJet Systems are provided with installation instructions for various pool construction types: new and existing gunite or concrete, pools with liners, and fiberglass pools.*

## Choosing a Location for Your Badu SwimJet

To ensure that there is a clear unobstructed swim lane, it is key to position the swimjets away from surroundings walls, benches, stairs, etc. The installed swimjet should be at least 15 feet (inside the pool) from an adjacent wall or obstruction and at least 8 feet (inside the pool) from an opposing wall or obstruction.

- IDEAL LOCATIONS\*
- ALTERNATIVE LOCATIONS\*
- UNFAVORABLE LOCATIONS

Here are a few examples:








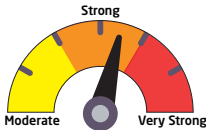
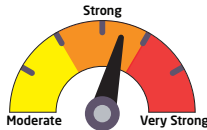
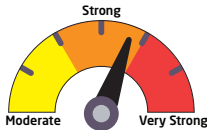
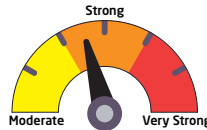
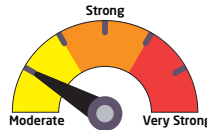
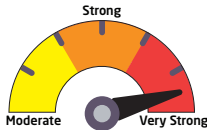
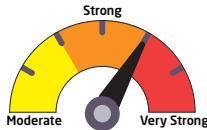


*\*Reminder: Badu SwimJet Systems require a clear **unobstructed** area within the swimming pool that is 8 feet wide x 15 feet long x 3 feet deep to work effectively. This “swimming envelope” allows enough length for a swimmer to comfortably drift back and swim against stream.*

# WHICH **BADU**<sup>®</sup> SYSTEM IS RIGHT FOR YOU?




**NOTE:** Over 90% of swimjets installed worldwide are BADU Swim Jet Systems and are more than sufficient for the average pool owner's needs. Advanced swimmers are trained to "knife through and swim on top of the water," this type of swimming is used for high speed and is not ideal for use with our swimjet systems. Swimjet systems are designed with the recreational swimmer in mind and the swimming exercise obtained is more of a "jog" than a sprint. Call us if you have any questions 800-223-8538.

	BaduJet super-sport II	BaduJet Imperial	BaduStream II Package A	BaduStream II Package B	BaduStream II Package C	BaduStream II Package D	BaduJet Inspiration
							
Current Strength Level							
Installation	Requires licensed pool builder	Requires licensed pool builder	Requires licensed pool builder	Requires licensed pool builder	Requires licensed pool builder	Requires licensed pool builder	Plug into a 208-230V outlet. (requires licensed electrician if outlet is not available)
New or Existing	New	New	New	New	New	New	New or Existing
Mounting	In the wall	In the wall	In the wall	In the wall	In the wall	In the wall	Over-the wall
Pump	21-80/33 GS (4HP)	21-80/33 GS (4HP)	21-80/33 GS (4HP)	21-80/33 GS (4HP)	72-VI (3.5 HP)	2x - 21-80/33 GS (4HP)	21-80/33 GI (4HP)
Number of Jets	2	2	2	1	1	3	2
Massage Hose Included	YES	YES	NO (optional)	NO (optional)	NO (optional)	NO (optional)	YES
Light	YES	YES	NO	NO	NO	NO	YES
On/Off Switch	Built-In	Built-In	External	External	External	External	Built-In
Air Regulator	Built-In	Built-In	External	External	External	External	Built-In
Adjusting the Flow	Knob	Knob	Jet Nozzles	Jet Nozzle	Jet Nozzle	Jet Nozzles	Jet Nozzles
Connects to Automation Control	YES	YES	YES	YES	YES	YES	NO
Color Option	NO	NO	Black Cover and/or Black air regulator	Black Cover and/or Black air regulator	Black Cover and/or Black air regulator	Black Cover and/or Black air regulator	NO
Winterization Kits Available	YES	YES	YES	YES	YES	YES	No kit required (simply remove unit from pool, drain and store)

# Badu® Swimjet Options

- Each system is available with **single or three phase pumps and control boxes**. The three phase control boxes are not GFCI protected.
- **Pulsating massage hose** is also available in 15ft length.
- **Blue or Multi-Color L.E.D. lights** are available for the BaduJet Super-Sport II and BaduJet Imperial.
- **BaduJet Imperial is available as a "Deluxe" version**, which includes stainless steel jet nozzles, stainless steel volume and air regulator knobs, and stainless steel air buttons.
- The **Badu Swim Mirror** helps the swimmer stay in the "swim lane."
- The **Model 21-80/33 G** (flooded suction) pump is available for applications where the pump is below water level.
- The BaduStream II is available with **optional round covers** in black, gray or white.
- The BaduJet Inspiration is available with a **telescopic support** for above ground pools.



Badu Swim Mirror



Pulsating Massage Hose  
with Hand Grip



BaduStream II  
optional round covers



BaduJet Inspiration  
telescopic support

**BADU® SWIMJET SYSTEMS MAKE  
SMALL POOLS BIG AND BIG POOLS BETTER!**



VGB 2008

The Badu SwimJet Systems are VGB-compliant.

For more information on Badu SwimJet Systems,  
visit [www.badujet.com](http://www.badujet.com) or call **1-800-223-8538**.



8125 Bayberry Road  
Jacksonville, FL 32256 USA  
[info.usa@speck-pumps.com](mailto:info.usa@speck-pumps.com)  
[www.speck-pumps.com](http://www.speck-pumps.com)  
[www.badujet.com](http://www.badujet.com)

Toll Free 800.223.8538  
Telephone 904.739.2626  
Facsimile 904.737.5261



**SPECK X**  
pumps