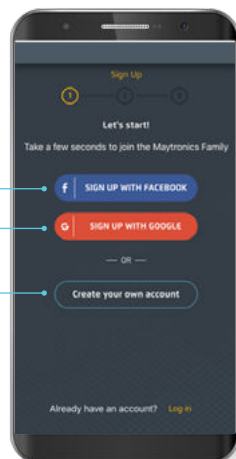




MyDolphin™Plus Bluetooth Connection

When you log in for the first time, you must:

1 Create/connect user via **3 options**.



2 Find your robot
(by scanning the QR code
OR looking for it manually)



3 You will then have a page
requesting the "Go online"
→ Press "Go-Online"





First option:

- 4** Press on **"Choose network"**, then press **"Back"**, Then you will see the later button appear.



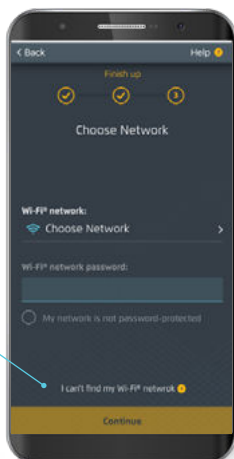
- 5** Press **"Later"**.

- 6** Press **"I'll skip it for now"** (Steps 6 & 7 on the 1st option)

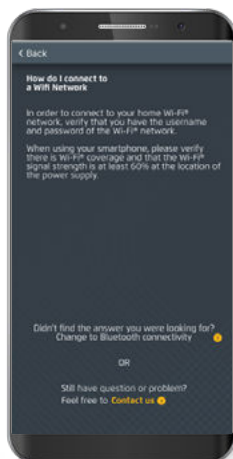


Second option:

- 1** Click on **"I can't find my Wi-Fi network"**

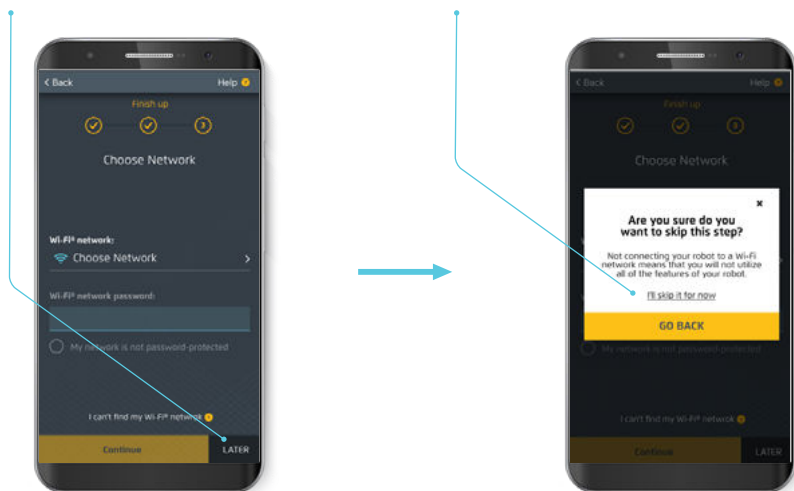


- 2** Then on **"Change to Bluetooth connectivity"**, and OK





- 3** if nothing happens, just press the **"Home"** button on your iPhone and reopen the application, you will have a button **"Later"**, you click on it, then **"I'll skip it for now"**



- 4** The application will open normally, and you will have access to all the features.
- You are connected in Bluetooth, as indicated on the logo.

