

General Product Description

The UW30 represents a departure in the design of underwater sound sources. Its unique design, U.S. Patent #3,670,299, utilizes the case's structural enclosure as the sound transducer. This development makes possible a speaker that has no metal parts exposed to the outside, thus eliminating rust, corrosion or other causes of short-life expectancy. The transducer principle and its strong construction allow the UW30 to operate at much greater depths than any prior type of underwater loudspeaker design. The 12.7-ounce ceramic magnet and state-of-the-art voice-coil construction ensure full-fidelity response with the lowest possible distortion throughout its power range.

The UW30 is equipped with a waterproof, 3 conductor 15.24 m (50-ft.) cable.

The UW30 underwater loudspeaker is designed for permanent installation and completely submerged operation. All internal components are encapsulated with a "hot-melt" (Polyamide Copolymer) process. The outer case is constructed of high impact ABS (Acrylonitrile butadiene styrene) plastic. Ideal for installation in both fresh and saltwater pools, the UW30 can even be installed in ocean environments without adverse effect. Problems such as corrosion and electrolysis damage inherent in all or partial metal underwater speakers are completely eliminated by the plastic construction of the UW30.

A single model UW30 will deliver uniform sound throughout moderate pools, up to 30 by 30 feet. For larger pools, up to 30 by 60 feet, two speakers should be used. If a high level of turbulence is to be overcome, such as swimming and diving instruction classes, several speakers should be used. The noise level in the water will not only be more effectively overcome, but it will also allow each speaker to be operated at a lower power level thus avoiding excessive sound intensities in the immediate vicinity of the speakers.

Underwater speakers are required equipment for many activities in commercial and luxury resort pools. As specified by the American Athletic Union, underwater speakers are required for synchronized swimming events and instructions in Olympic pools. They are used for water ballets and similar water shows. When underwater speakers are installed in resort and private pools, the effect of music played underwater is truly an enchanting experience.

Specifications:

Versions Available:

UW30 50 feet of cable (15.24 m)

System Type: Underwater loudspeaker system

Frequency Response: 100-10,000 Hz

Power Handling, (500-5,000 Hz pink noise): 30 watts

Impedance: Nominal: 8 ohms

Dispersion: Omnidirectional underwater

Operating Depth: Up to 3.0 m (10.0 ft) below surface of water

Recommended Installation Depth: 1.2 m (4.0 ft)

Finish: Pool blue

Dimensions,

Overall Diameter: 182.6 mm (7.19 in.)

Depth: 66.3 mm (2.61 in.)

Shipping Weight: 1.8 kg (4.0 lb)

UW30
Underwater
Loudspeaker



Architects' and Engineers' Specifications

The underwater loudspeaker shall be the UW30. The case shall be composed of color impregnated, shatterproof ABS plastic. Speakers shall not be subject to damage or corrosion from concentrations of chlorine, acid conditions, electrolysis, saltwater or ocean environments and such minerals that may be in solution or suspension in such waters. Frequency response shall be 100 - 10,000 Hz, and impedance shall be at 8 ohms. Power-handling capacity shall be 30 watts continuous pink noise and dispersion shall be omnidirectional underwater. Operating depth shall be not more than 10 feet below the surface of the water. Recommended operating depth for optimum efficiency shall be not more than 1.2 m (4.0 ft.). The UW30 loudspeaker shall be equipped with a 15.24 m (50 ft.), 3 conductor waterproof cable terminated within the internal encapsulation material. Case diameter shall be 182.6 mm (7.19 in.), and depth shall be 66.3 mm (2.61 in.). Six 5.54 mm (0.218 in.) holes on a 169.7 mm (6.68 in.) circle shall be provided for mounting. Speaker may be mounted in a wet-niche. Finish shall be pool blue. Shipping weight shall be 1.8 kg (4.0 lb).

Installation

Flush Mounting

For new pool construction and modification of older pools, installing the UW30 flush with the sides of the pool makes a very neat and unobtrusive installation. The speaker is mounted in a wet-niche (Paragon Part #68102 or equivalent) in the same manner as an underwater light. Figure 1 shows a typical installation. The speaker is mounted up to 1.2 m (4 ft.) below the surface of the water and flush with the side of the pool. (For installation in water depths lower than recommended, please contact factory.) A marine plywood or stainless steel mounting ring or face plate is recommended. (Paragon Part # 68103SS stainless steel or #68103 bronze polished chrome or equivalent). Several pool equipment manufacturers have wet-niches available into which the UW30 may be installed. See your local pool supplier for further information. You may contact Paragon at: KDI Paragon, Inc., 341 Route 55 Westwing, LaGrangeville, NY 12540, Phone: (845) 452-5500

Fusing

For maximum protection against speaker overload, fusing the line from the amplifier is recommended. In the event of accidental overload, it is much easier to replace a fuse (which is above the water) than to replace or have the speaker repaired. Installing a 25 ohm, 20 watt resistor in parallel with a 1.5 ampere, fastblowing fuse in series with the speaker is recommended. See Figure 2.

Layout of Speaker in Pool

When underwater speakers are installed, particularly in smaller pools where only one or two speakers are needed, they should be located in the deep end of the pool. The above recommendation will effectively equalize the intensity of sound throughout the pool. For installations in large pools, such as at country clubs, municipal facilities, etc., the speakers should be located around the periphery of the pool. A good rule to follow for large pools is one speaker for every 900 square feet (83.61 square meters) of pool surface at the deep end and one speaker for every 1,200 square feet (111.48 square meters) of pool surface for the shallow end. Of course, for high-noise conditions in the pool, the number of speakers should be doubled for best results.

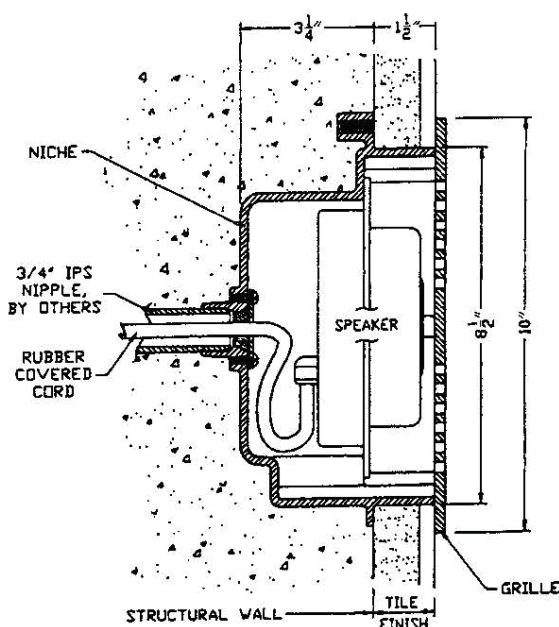


Figure 1

Typical Installation of a KDI Paragon Wet-Niche #68102

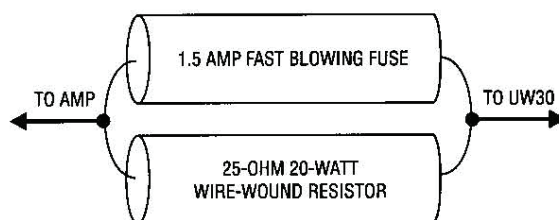


Figure 2
Fuse Recommendation

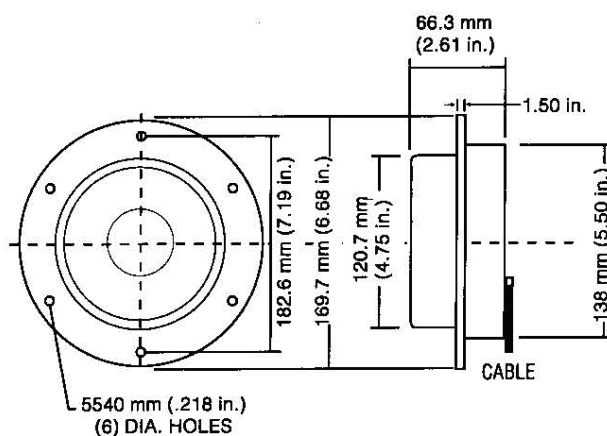


Figure 3
UW30 Dimensions

America:

USA: Telex Communications Inc. 12000 Portland Ave South, Burnsville, MN 55337, USA, Phone: 952-884-4051, Fax: 952-884-0043

Western Canada: PAG Canada, 23 Hawkesbury Crescent, Winnipeg, MB R3P-1Y6, Canada, Phone: 888-850-8811, Fax: 204-469-7614

Eastern Canada: PAG Canada, 728 Eglinton Ave. East, Toronto, ON M4G 2K7, Canada, Phone: 800-861-1685, 416-431-4975, Fax: 416-431-4588

Québec: Acoustik GE Inc. 5715 Kincoirt, Montréal, PQ H4W 1Y7, Canada, Phone: 866-369-2664, 514-369-2664, Fax: 514-487-9525

Mexico: Telex Communications de Mexico, Parque Chapultepec 66-201, Naucalpan, Edo. Mex. 53390, Mexico, Phone: +52 555 358-5434, Fax: +52 555 358-5588

Latin America: Telex Communications Inc. 12000 Portland Ave South, Burnsville, MN 55337, USA, Phone: 952-887-7491, Fax: 952-887-9212

Europe:

Germany: Telex EVI Audio GmbH, Hirschberger Ring 45, D-94315, Straubing, Germany, Phone: +49 9421-706-0, Fax: +49 9421-706-265

France: EVI Audio France S.A. Parc de Courcérin, Allée Lech Walesa, F 77185 Lognes, France, Phone: +33 1-6480-0090, Fax: +33 1-6006-5103

UK: Telex Communications Ltd. 4, The Willows Centre, Willow Lane, Mitcham, Surrey CR4 4NX, UK, Phone: +44 208 646 7114, Fax: +44 208 640 7583

Africa & Middle-East: Telex EVI Audio GmbH, Hirschberger Ring 45, D-94315, Straubing, Germany, Phone: +49 9421-706-0, Fax: +49 9421-706-265

Asia & Pacific Rim:

Japan: EVI Audio Japan Ltd. 5-3-8 Fumabashi, Setagaya-Ku, Tokyo, Japan 158-0055, Phone: +81 3-5316-9020, Fax: +81 3-5316-9031

Australia: EVI Audio (Aust) Pty Ltd. Slough Business Estate, Unit 23, Silverdale, N.S.W. 2128, Australia, Phone: +61 2-9648-3455, Fax: +61 2-9648-5585

China: EVI Audio (HK) Ltd. Unit E & F, 21F, Luk Hop Industrial Bldg, 8 Luk Hop St., San PO Kong, Kowloon, Phone: +852 2351-3628, Fax: +852 2351-3329

Singapore: Telex Pte. Ltd. 3015A Ubi Road 1, 05-10 Kampong Ubi Industrial Estate, Singapore 406705, Phone: +65 746-6780, Fax: +65 746-1206

© Telex Communications, Inc. 02/2001

Part Number 38109-847 Rev A



HEAD OFFICE

40/2 Moo.14 Kingkaew Rd, Rachatheva,

Bangplee, Samutprakarn, 10540 Thailand

Tel 0-2738-5088-98

Fax 0-2738-5299

Email projects@poolspa.co.th

sales@poolspa.co.th

โชว์รูมและสำนักงานใหญ่

40/2 หมู่ 14 ถนนกิ่งแก้ว ตำบลราชาเทวะ

อำเภอบางพลี จังหวัดสมุทรปราการ 10540

โทร 0-2738-5088-99


แฟกซ์ 0-2738-5299

อีเมล projects@poolspa.co.th

sales@poolspa.co.th



www.poolspa.co.th




poolspathailand

LUBELL LABS UW30AR ADAPTER RING & A9002 GRILLE

Mounts UW30 U/W speaker into Pentair 78210500 or Hayward SP0604C SS niche only

Includes: One UW30AR SS adapter ring with six 1/4-28 x 1/2" SS socket set-screws, six 10-32 x 1/4" SS pan head mach screws, one A9002 SS speaker grille with two 10-24 x 3/4" SS oval head mach screws. All parts are high quality pool-grade 304L stainless steel.



Step 1: Install six 1/4-28 set-screws in ring with cup end facing outwards.



Step 2: Place ring into bonded & grounded UL listed stainless steel niche only, about 1" from front; tighten screws evenly & firmly.



Step 3: Pull UW30 speaker cable thru conduit to J-box. Seal conduit opening in niche per code as required. Insert speaker and install six 10-32 x 1/4 machine screws.



Step 4: Install A9002 stainless steel grille, snug screws down but do not overtighten.