

Filter Multiport Valve

100% TEST FOR WATER PROOFING

Both top mount and side mount available



Material

Sturdy ABS & Marine-Grade
Stainless Steel

Pool & Spa Equipment

 **Emaux**
water technology

www.emauxgroup.com



Multiport Valve

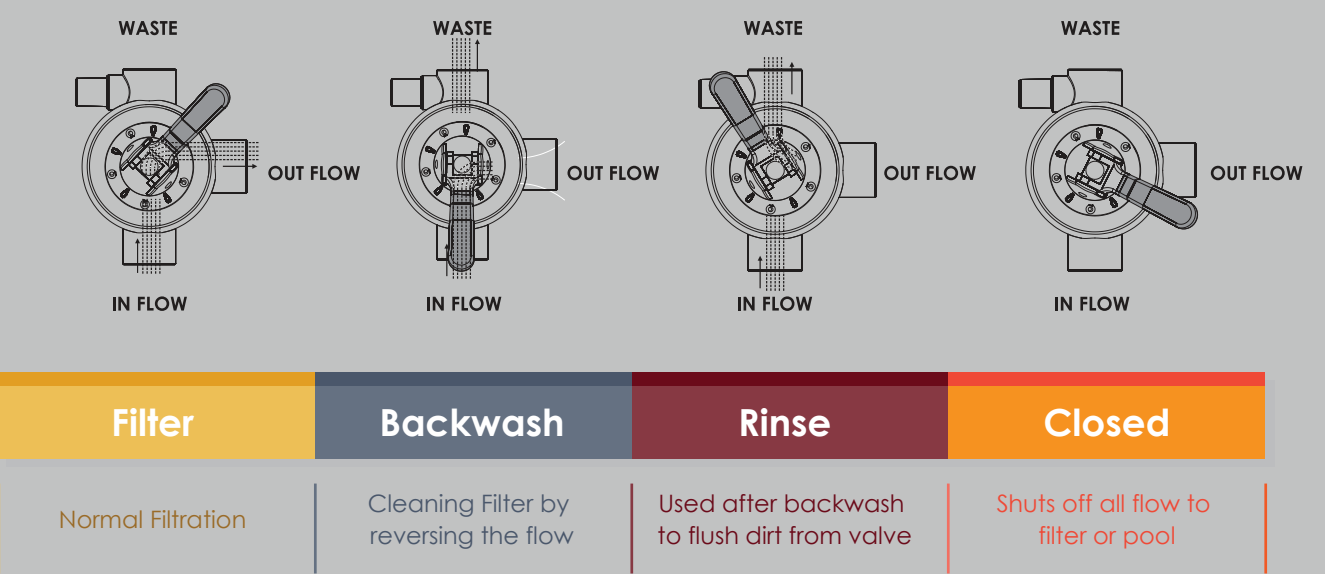
Emaux Valves are available in Top Mount and Side Mount design, constructed using ABS material with heavy duty plastic handle. The valves are characterized by 6 operating functions which cover all the necessary operations needed in any swimming pools filtration.

Product Features:

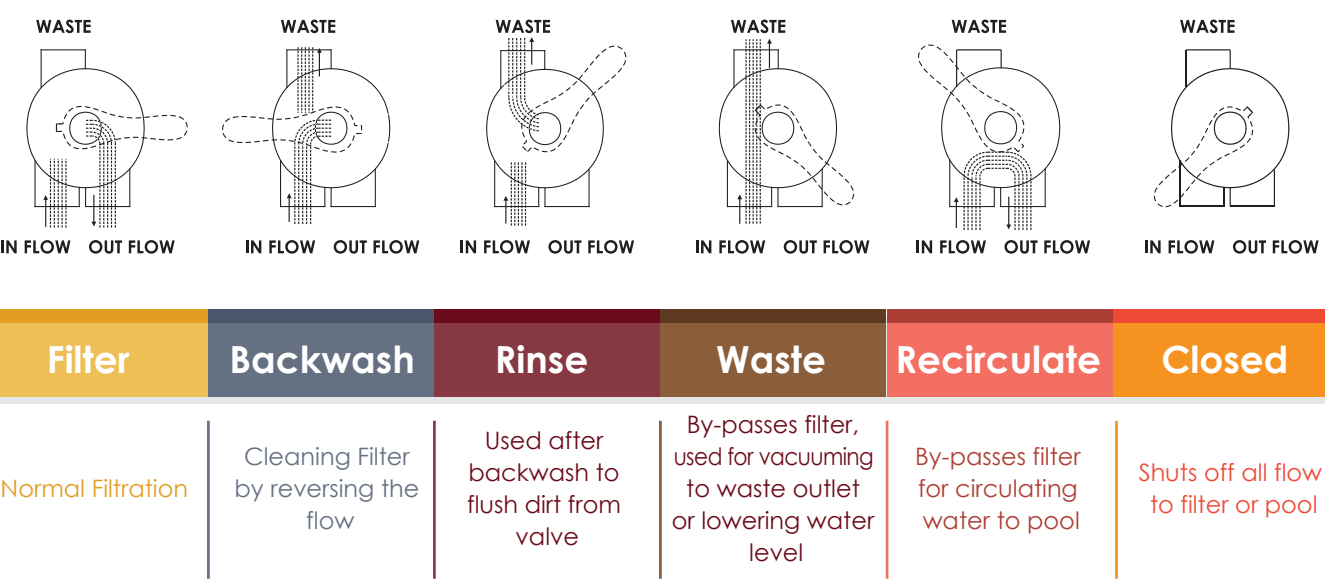
1. 100% pressure and water tested for waterproofing
2. Easy installation, maintenance, and servicing
3. Constructed with sturdy ABS and marine-grade stainless steel
4. Designed for superior durability
5. Commercial multiport valves are cost efficient and space-saving compares to the butterfly valve manifolds



Functions : 4-Way Multiport Valve



Functions : 6-Way Multiport Valve



Top Mount Multiport Valve



Top Mount Multiport Valve

1 inch 6-Way Top Mount Valve

For Top Mount Deep Bed Filters / Emaux HD Series Deep Bed Filters

Connection

Thread Type

Max Working Pressure

700kPa/101psi/7bar

Factory Testing Pressure

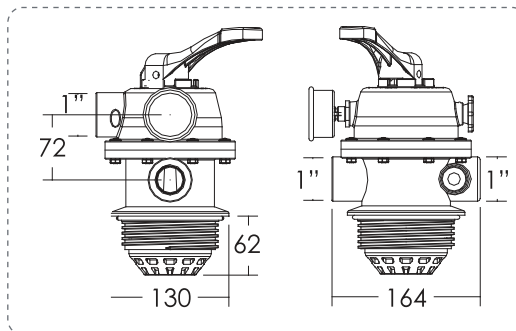
1500kPa/217psi/15bar

Max Water Temperature

50°C (122°F)

Flow Rate

5m³/h at 400kPa/58psi/4bar



Code	Model	Description
88281403	MPV06	Valve only

1.5 inch 4-Way Top Mount Valve

For Top Mount Fiberglass and Plastic Filters / Emaux FSP Series Filter Systems

Connection

Clamp Type

Max Working Pressure

400kPa/58psi/4bar

Factory Testing Pressure

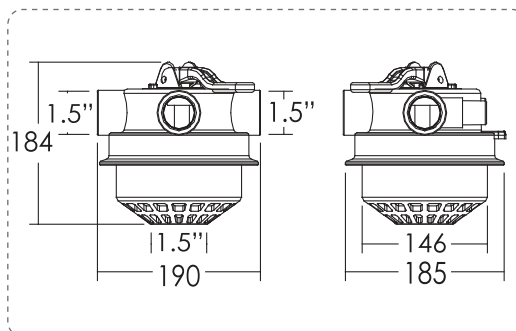
700kPa/101psi/7bar

Max Water Temperature

50°C (122°F)

Flow Rate

17m³/h at 400kPa/58psi/4bar



Code	Model	Description
88281205	MPV05	Valve only

1.5 inch 4-Way Top Mount Valve

For Top Mount Plastic Filters / Emaux Ultra (FSU Series) Filter Systems

Connection

Clamp Type

Max Working Pressure

200kPa/28psi/2bar

Factory Testing Pressure

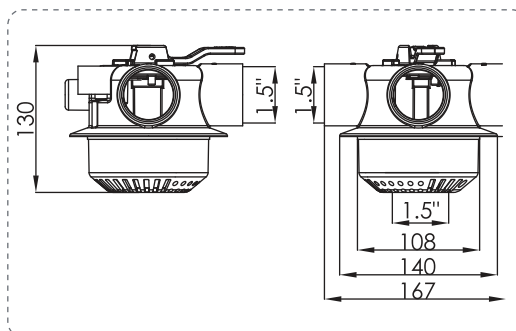
350kPa/50psi/3.5bar

Max Water Temperature

50°C (122°F)

Flow Rate

17m³/h at 200kPa/28psi/2bar



Code	Model	Description
88281105	MPV16	Valve only

Top Mount Multiport Valve

1.5 inch 6-Way Top Mount Valve

For Top Mount Fiberglass and Plastic Filters / Emaux V, P Series Filters

Connection

Clamp Type

Max Working Pressure

400kPa/58psi/4bar

Factory Testing Pressure

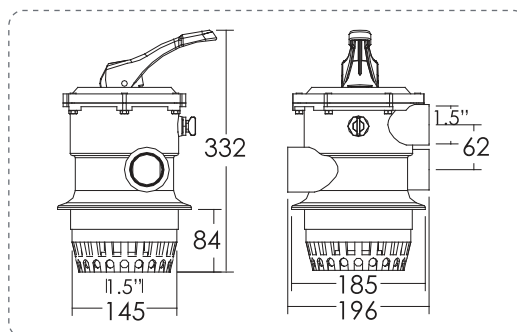
700kPa/101psi/7bar

Max Water Temperature

50°C (122°F)

Flow Rate

17m³/h at 400kPa/58psi/4bar



Code	Model	Description
88280105	MPV01	Valve only
88280150	MPV01	Valve with 1.5" union set x 3 and pressure gauge

1.5 inch 6-Way Top Mount Valve (with Turn-Lock Lid)

For Top Mount Fiberglass and Plastic Filters / Emaux MFV Series Filters

Turn-Lock Lid allow Tool-Free Servicing

Connection

Clamp Type

Max Working Pressure

400kPa/58psi/4bar

Factory Testing Pressure

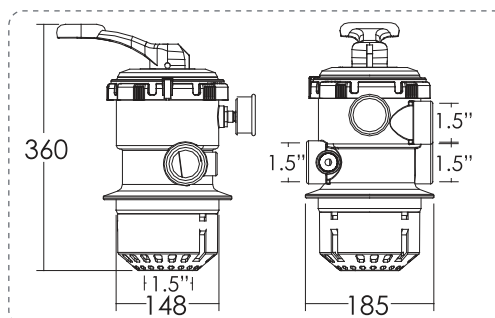
700kPa/101psi/7bar

Max Water Temperature

50°C (122°F)

Flow Rate

17m³/h at 400kPa/58psi/4bar



Code	Model	Description
88281505	MPV07	Valve only
88281550	MPV07	Valve with 1.5" union set x 3 and pressure gauge

2 inch 6-Way Top Mount Valve

For Top Mount Fiberglass Filters / Emaux V, TMG Series Filters

Connection

Bolt Type

Max Working Pressure

400kPa/58psi/4bar

Factory Testing Pressure

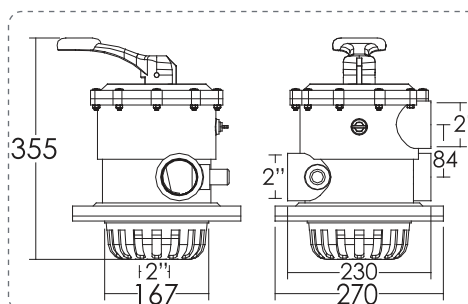
500kPa/72psi/5bar

Max Water Temperature

50°C (122°F)

Flow Rate

27m³/h at 400kPa/58psi/4bar



Code	Model	Description
88280306	MPV02	Valve only
88280351	MPV02	Valve with 2" union set x 3 and pressure gauge
91902322	MPV02	Valve for TMG750/TMG900 (Valve only)
91902522	MPV02	Valve for TMG750/TMG900 (with 3 sets union and pressure gauge)

2 inch 6-Way Top Mount Valve (with Turn-Lock Lid)

For Top Mount Fiberglass and Plastic Filters / Emaux V650(PB), MFV Series Filters
Turn-Lock Lid allow Tool-Free Servicing

Connection

Clamp Type

Max Working Pressure

400kPa/58psi/4bar

Factory Testing Pressure

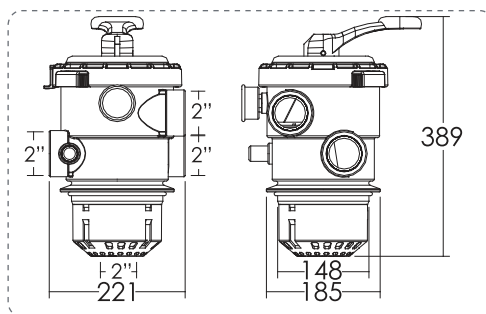
500kPa/72psi/5bar

Max Water Temperature

50°C (122°F)

Flow Rate

27m³/h at 400kPa/58psi/4bar



Code	Model	Description
88281506	MPV08	Valve only
88281551	MPV08	Valve with 2" union set x 3 and pressure gauge

2 inch 6-Way Top Mount Valve

For Top Mount Fiberglass Filters / Emaux V Series Filters

Connection

Clamp Type

Max Working Pressure

400kPa/58psi/4bar

Factory Testing Pressure

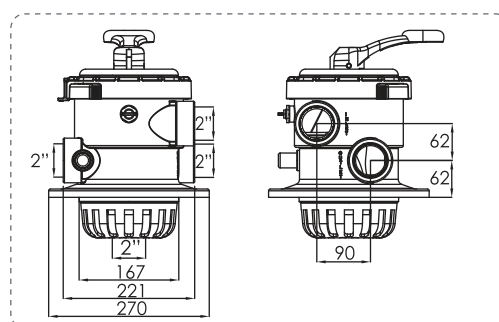
500kPa/72psi/5bar

Max Water Temperature

50°C (122°F)

Flow Rate

27m³/h at 400kPa/58psi/4bar



Code	Model	Description
88281606	MPV11	Valve only
88281651	MPV11	Valve with 2" union set x 3 and pressure gauge

2.5 inch 6-Way Top Mount Valve

For Top Mount Fiberglass and Plastic Filters / Emaux V Series Filters

Connection

Bolt Type

Max Working Pressure

400kPa/58psi/4bar

Factory Testing Pressure

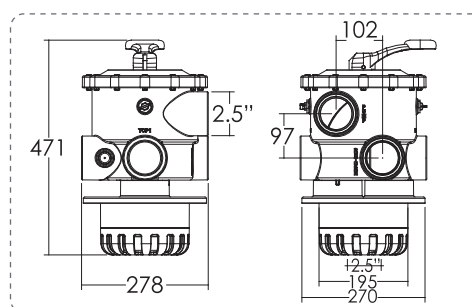
500kPa/72psi/5bar

Max Water Temperature

50°C (122°F)

Flow Rate

36m³/h at 400kPa/58psi/4bar



Code	Model	Description
88280307	MPV12	Valve only
88280352	MPV12	Valve with 2.5" union set x 3 and pressure gauge

Side Mount Multiport Valve



Side Mount Multiport Valve

1.5 inch 6-Way Side Mount Valve (MPV03)

For Side Mount Filters / Emaux MAX, SP, S, SR Series Filters

Connection

Union Connection

Max Working Pressure

400kPa/58psi/4bar

Factory Testing Pressure

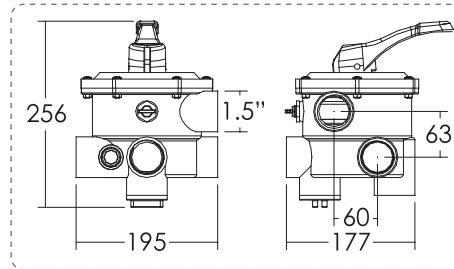
700kPa/101psi/7bar

Max Water Temperature

50°C (122°F)

Flow Rate

17m³/h at 400kPa/58psi/4bar



Code	Model	Description
88280805	MPV03	Valve only
88280830	MPV03	Valve with Piping Kit for SP, S & MFS series (without union set)
88280831	MPV03	Valve with Piping Kit for SR & SMG series (without union set)
88280811	MPV03	Valve with Piping Kit (short 90° elbow), 1.5" union set x 3 and pressure gauge for SP, S & MFS series
88280810	MPV03	Valve with Piping Kit (long 90° elbow), 1.5" union set x 3 and pressure gauge for SR & SMG series

2 inch 6-Way Side Mount Valve (MPV04)

For Side Mount Fiberglass and Plastic Filters / Emaux MAX, S Series Filters

Connection

Union Connection

Max Working Pressure

400kPa/58psi/4bar

Factory Testing Pressure

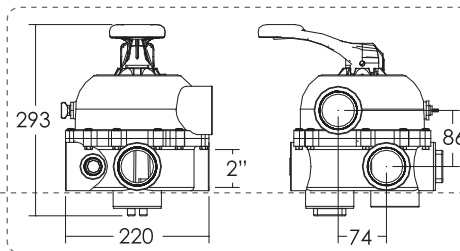
500kPa/72psi/5bar

Max Water Temperature

50°C (122°F)

Flow Rate

27m³/h at 400kPa/58psi/4bar



Code	Model	Description
88280806	MPV04	Valve only
88280833	MPV04	Valve with Piping Kit for S, SR, SMG, SDB series filter (without union set)
88280832	MPV04	Valve with Piping Kit for MFS series filter (without union set)
88280813	MPV04	Valve with Piping Kit (long 90° elbow), 2" union set x 3 and pressure gauge for S, SR, SMG, SDB series filter
88280812	MPV04	Valve with Piping Kit (short 90° elbow), 2" union set x 3 and pressure gauge for MFS series filter

2.5 inch 6-Way Side Mount Valve (MPV13)

For Side Mount Fiberglass & Deep Bed Filters / Emaux S & SDB Series Filters

Connection

Union Connection

Max Working Pressure

400kPa/58psi/4bar

Factory Testing Pressure

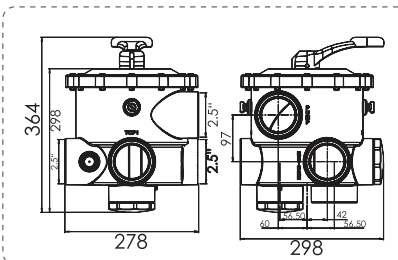
500kPa/72psi/5bar

Max Water Temperature

50°C (122°F)

Flow Rate

36m³/h at 400kPa/58psi/4bar



Code	Model	Description
88280807	MPV13	Valve only
88280815	MPV13	Valve with Piping Kit, 2.5" union set x 3 and pressure gauge for S & SDB series filter
88280834	MPV13	Valve with Piping Kit for S & SDB series filter

Commercial Side Mount

Commercial 3 inch 6-Way Side Mount Valve

For Side Mount Commercial Filters / Emaux S, NL, K Series Filters

Connection

Flange Type

Max Working Pressure

400kPa/58psi/4bar

Factory Testing Pressure

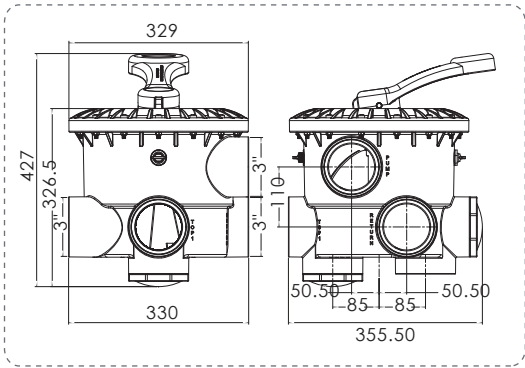
500kPa/72psi/5bar

Max Water Temperature

50°C (122°F)

Flow Rate

52m³/h at 400kPa/58psi/4bar



Code	Model	Description
88280808	MPV14	Valve only
88280816	MPV14	Valve with Piping Kit Male Adaptor for S series filter
88280817	MPV14	Valve with Piping Kit Male Adaptor for S, NL,E, K series filter

Commercial 4 inch 6-Way Side Mount Valve

For Side Mount Commercial Filters / Emaux NL, K Series Filters

Connection

Flange Type

Max Working Pressure

400kPa/58psi/4bar

Factory Testing Pressure

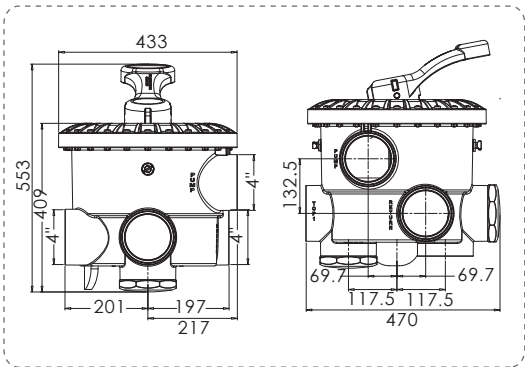
500kPa/72psi/5bar

Max Water Temperature

50°C (122°F)

Flow Rate

108m³/h at 400kPa/58psi/4bar



Code	Model	Description
88280809	MPV15	Valve only
88280818	MPV15	Valve with Piping Kit Male Adaptor for NL,E, K series filter

Notes

[illegible]




HEAD OFFICE

40/2 Moo.14 KingKaew Rd, Rachatheva,
Bangplee, Samutprakarn, 10540 Thailand
Tel 0-2738-5088-98
Fax 0-2738-5299
Email projects@poolspa.co.th
sales@poolspa.co.th

โชว์รูมและสำนักงานใหญ่

40/2 หมู่ 14 ถนนกิ่งแก้ว ตำบลราชาเทวะ
อำเภอบางพลี จังหวัดสมุทรปราการ 10540
โทร 0-2738-5088-99
แฟกซ์ 0-2738-5299
อีเมล projects@poolspa.co.th
sales@poolspa.co.th



www.poolspa.co.th [poolspathailand](https://www.instagram.com/poolspathailand)

EMAUX WATER TECHNOLOGY CO., LTD

ADDRESS G/F 41 TIN HAU TEMPLE ROAD,
NORTH POINT, HONG KONG
PHONE +852 2832 9880
www.emauxgroup.com

 **STRIVE FOR CLEAR WATER**

Available from: